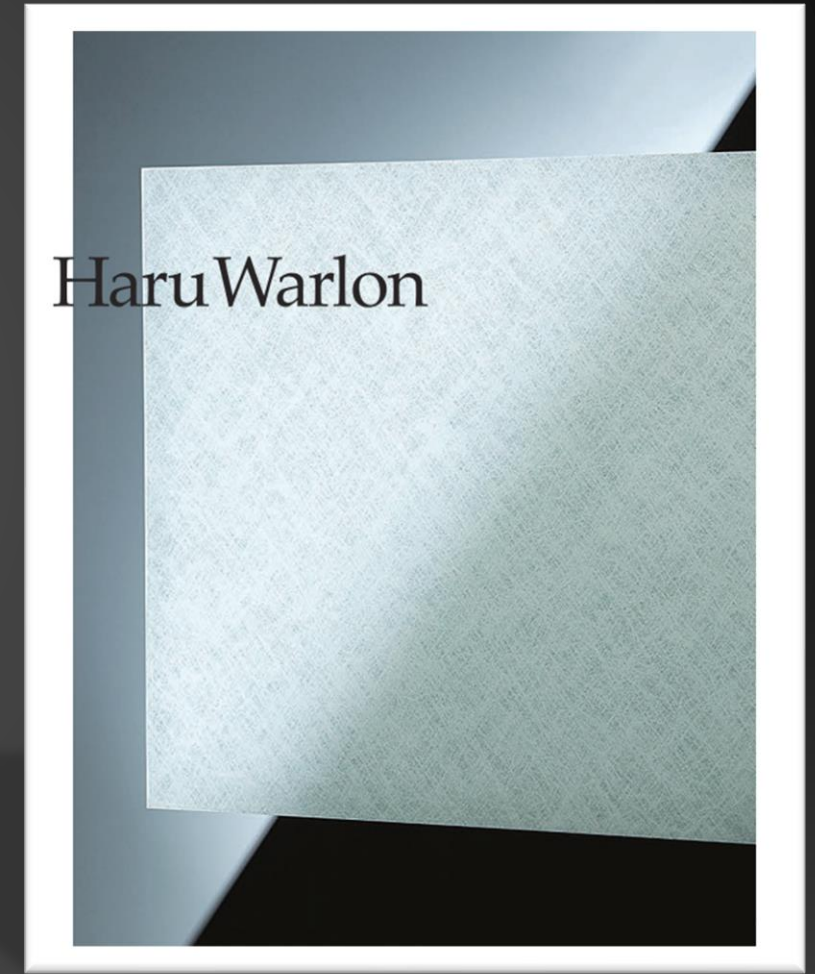


# HARU WARLON

和紙柄等の美しさをそのままに表現した 意匠性に優れたガラス装飾フィルム。


**Expresses the original patterns of Washi paper and nonwoven fabrics.**

Haru Warlon is a decorative window film  
Which heightens the design of  
glass and controls transmitted light volume.






LP-2 LP-2 (雲竜)




LP-52 LP-52 (無地)




LP-95 **New** LP-95 (ホワイトフォール)



LP-90 LP-90 (不織布)



LP-80 LP-80 (生なり雲竜)



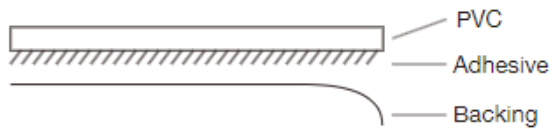
LP-97 **New** LP-97 (ホワイトクロス)

# Haru Warlon (Decorative window film)

## Specifications

Item number	Thlokness(mm)	Size(mm)
LP-2 / LP-52 / LP-80	0.13	1000mm width x 5m length
LP-90 / LP-95 / LP-97	(Exclude adhesive layer)	1000mm width x 20m length

Expresses the original patterns of Washi paper and nonwoven fabrics. Haru Warlon is a decorative window film which heightens the design of glass and controls transmitted light volume.



※Remove backing to reveal adhesive side

Acquisition of Non-Flammable Material Certification by the Minister of Land, Infrastructure, Transport and Tourism

Certification number	NM-3354
Name	Adhesive PVC-Based Resin Film / Non-Flammable Material* (Excludes drywall and metal plating)

\*Excludes already decorated materials and drywall, steel, aluminum, and metal plating among the non-flammable materials exemplified in Notification No. 1400 of the Ministry of Construction, issued in 2000. The thickness is 6 mm and above.


## Suggested Applications

Window decorations

Partitions

Luminous Walls

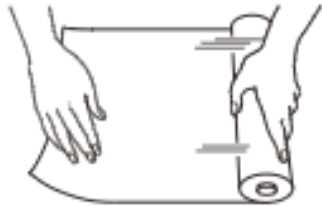
Sign/display decorations



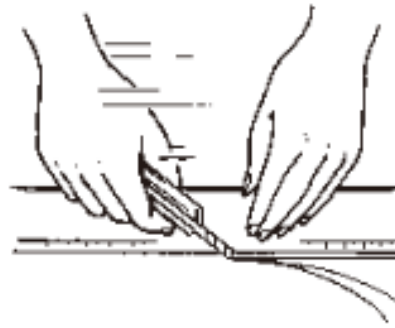
## How to apply Haru Warlon

Utility knife, ruler, water, mild detergent, spraybottle, towel, squeegee, rubber spatula.

**1** When rough cutting do not unroll excess amount of film a Haru Warlon roll. Every time film is unrolled and flattened, clear backing may separate from the film and adhesive may become uneven.



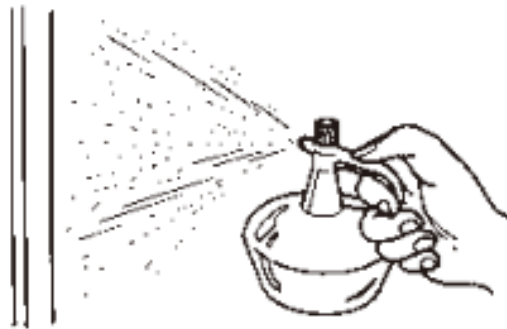
**2** Cut film with clear backing to dimensions needed.



**3** Clean glass surface, removing any dust or grease.



**4** Spray small amount of watered-down mild detergent on clean glass.



**5** Remove backing from Haru Warlon, and position it on glass.



**6** Attach adhesive side of film. With a squeegee, squeeze air and water out completely, working from the center towards edges.



# Haru Warlon (Decorative window film)

## Note for application

1. Use very small amount of watered-down mild detergent.
2. When covering entire window, leave 2.0~3.0mm spaces around edges for expansion.
3. When splicing two pieces, leave a small gap at the joint for water to escape.
4. Squeeze air and water out completely using a squeegee or a rubber spatula. (Otherwise air bubble may occur.)
5. Do not use Haru Warlon where the temperature reaches too high (over 35 degrees Celsius). Heat may cause glass to break. (Do not use Haru Warlon on heat-absorbing, wire-reinforced or metal infused glass.)
6. Do not use Haru Warlon on frosted glass or on any surface that is not smooth.
7. Do not use Haru Warlon where the temperature goes too low (5 degrees Celsius) or humidity too high. (It tends to make adhesive less sticky and causes peeling or air bubbles.)
8. Interior use only. (PVC used on film is highly light-resistant, but outdoor use is not recommended.)
9. Do not use Haru Warlon on polycarbonate plate as air bubbles may occur.
10. Haru Warlon has a shatter-resistant effect, but is not shatter-proof, when the impact is high.

**Warlon shall not be held responsible, nor be liable for any damage from breakage of glass on which Haru Warlon was applied.**



## 仕様



※セパレーターを剥がすと粘着面が出てきます。

ハルワロンLP-95 LP-97  
Haru Warlon  
CODE : LP-95 LP-97

厚み※	サイズ
0.13mm	1000mm幅 ×5m巻
0.13mm	1000mm幅 ×20m巻



ハルワーロン LP-90 / LP-95 / LP-97  
Haru Warlon  
CODE : LP-90 / LP-95 / LP-97



ハルワーロン LP-52  
Haru Warlon CODE : LP-52



ハルワーロン LP-2  
Haru Warlon CODE : LP-2

